



# CRANES

ARTICULATING WORK STATION JIB CRANES

CAPACITIES: Up to 2000 lbs

SPANS: Up to 16'

APPLICATIONS: Reaching around or under obstructions  
Reaching through doorways

## Articulating Jib Cranes

***Versatile enough to move loads around corners, reach into machines or doorways, and swing under obstructions.***

Gorbel Articulating Jib Cranes can position loads in places you cannot reach with traditional jibs. They provide easy rotation and consistent responsiveness when positioning loads throughout the cranes coverage area. Gorbel Wall/Column Mounted Articulating Jibs can handle up to 200° rotation for the primary boom and up to 360° for the secondary boom. Gorbel's Free Standing and Ceiling Mounted Articulating Jibs can rotate up to 360° on the primary and secondary booms.

Gorbel Articulating Jib Cranes provide a rapid return on investment through increased productivity, reduced injuries, and improved safety. Increases in production result from the easy rotation of the boom and quick, precise load positioning. Injuries are reduced and safety improved since only a low force is required to start and stop the boom rotation.

When you choose Gorbel Articulating Jib Cranes, you receive a quality ergonomic product, a delivery date you can plan on, and the industry's best warranty.

***Ergonomic design makes for superior ease of movement and precise positioning***

### Easy Movement

Traditional jib cranes can be difficult to rotate when the load is on the inner half of the boom. The articulating jibs are easier to rotate in close to the free standing mast or building column.

### Precise Load Positioning

Gorbel Articulating Jib Cranes are *A Class Above* when it comes to positioning and spotting loads around an obstruction, through an open doorway, or rotating in close to the free standing mast or building column.

### Wide Variety of Spans and Capacities

Gorbel Articulating Jib Cranes are available as standard products in capacities to 2000# and spans up to 16' without the extra lead time and costs associated with customization.

### Thrust and Pull or Overturning Moment Requirements

A structurally adequate wall/column, ceiling support, or foundation is needed to support the AJ200 and AJ360 Articulating Jib Cranes. To determine the forces that your structural support must resist to properly support the jib, refer to the "thrust and pull" and "overturning moment" requirements on the following pages.

### Three different types of mounting styles

Gorbel's Articulating Work Station Jib Cranes are available in three different mounting styles to meet your application needs. The AJ360-F is a free standing articulating jib that provides 360° of rotation for both the boom and the arm (optional). The AJ360-C ceiling mounted articulating jib provides a clear work area with no floor obstructions and requires minimal overhead clearance for installation. The AJ360-C also provides 360° of rotation for both the boom and arm (optional). The AJ200 is either wall or column mounted and also provides a clear, unobstructed floor area and 200° of rotation for the primary boom and up to 360° for the secondary boom.

#### AJ360-F Free Standing Articulating Jib Cranes

The AJ360-F is perfect for applications that demand the use of an articulating jib, but there are no walls or columns to mount the crane. This crane offers effortless rotation and a consistent responsiveness when positioning loads in a work cell, through open doorways, or into machines. The base price includes the jib boom, jib arm, friction brakes, the clevis assembly for hook mounted lifting devices (lifting device by others), and the free standing mast assembly (anchor bolts by others). Special foundations may be required.

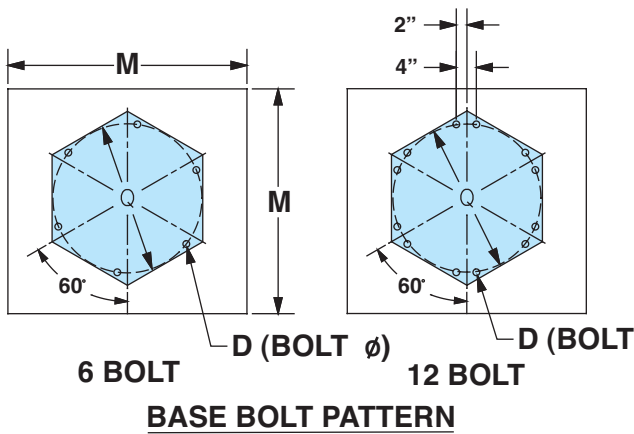
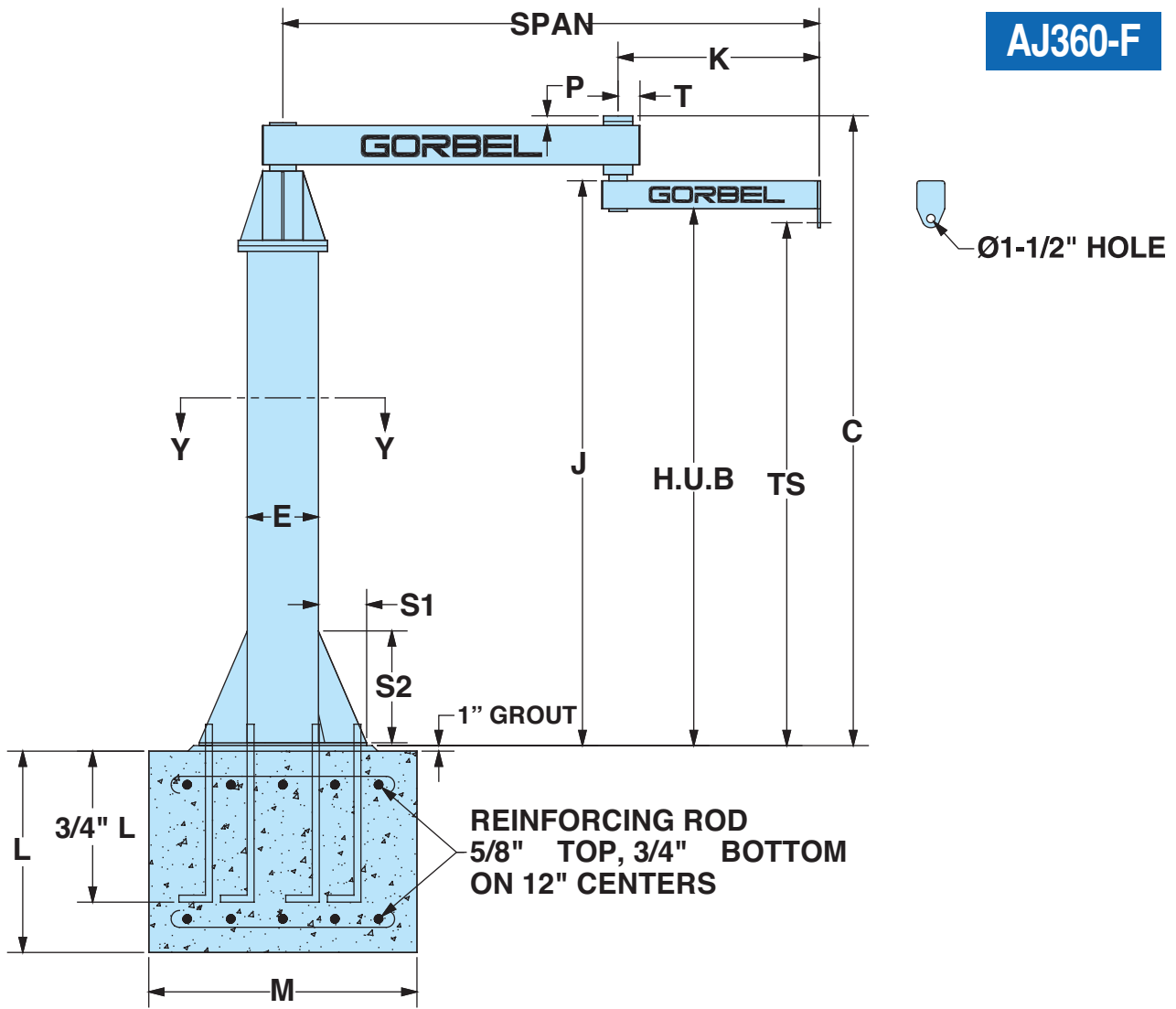
#### AJ360-C Ceiling Mounted Articulating Jib Cranes

The AJ360-C is mounted overhead leaving nothing to disrupt workflow in the production area below. The AJ360-C can be stationary mounted or platform supported from a Gorbel Work Station Dual Girder Bridge Crane which allows usage outside the normal coverage of a bridge crane or the jib to swing under obstructions. With the jib mounted to a platform, multiple work cells can be covered with just one crane and lifting device. Included in the base price are the jib boom, jib arm, friction brakes, the clevis assembly for hook mounted lifting devices (lifting device by others), and the assembly for ceiling mounting (anchor bolts by others).

#### AJ200 Wall/Column Mounted Articulating Jib Cranes

The AJ200 is perfect for applications that require maneuvering under obstructions or around obstacles and there is an adequate wall/column to support the crane. The base price includes the jib boom, jib arm, friction brakes, the clevis assembly for hook mounted lifting devices (lifting device by others), and the mounting brackets (mounting hardware by others).

**AJ360-F**



E	8	12	14	16	18	20	24
Number of Anchor Bolts	6	6	6	12	12	12	12
Diameter (D)	1"	1.25"	1.25"	1.25"	1.25"	1.25"	1.25"
Bolt Circle (Q)	24"	24"	30"	36"	42"	48"	54"

Jib crane foundation requirements are based on soil pressure of 2500# per square foot. Concrete recommended for jib crane foundation is 3000# per square inch of compressive force.

**AJ360-F Free Standing Articulating Jib Cranes**

Model Number: **AJ360-F-** \_\_\_\_\_

Capacity: \_\_\_\_\_ Pounds

Span: \_\_\_\_\_ HUB: \_\_\_\_\_

**AJ360 FREE STANDING ARTICULATING JIB CRANES: 360° ROTATION**

CAPACITY	HUB	SPAN	MODEL NUMBER	WEIGHT	J	C	TS	P	K	T	L	M	E	S1	S2	BOLT QTY.	ANCHOR BOLT LOAD
					in	in	in	in	in	in	in	in	in	in	in		
150#	8'	8'	AJ360-F-150-8-8	585#	100	109-1/8	93-1/2	1	36	3-5/16	36	48	8	10	20	6	420#
		10'	AJ360-F-150-8-10	760#	100	109-1/8	93-1/2	1	48	3-5/16	36	48	12	8-1/2	20	6	565#
		12'	AJ360-F-150-8-12	790#	100	109-1/8	93-1/2	1	60	3-5/16	36	48	12	8-1/2	20	6	720#
		14'	AJ360-F-150-8-14	905#	101	112-5/8	93-1/2	1-3/4	72	3-15/16	36	48	12	8-1/2	20	6	990#
		16'	AJ360-F-150-8-16	1,015#	101	112-5/8	93-1/2	1-3/4	84	3-15/16	36	48	12	8-1/2	20	6	1,190#
	10'	8'	AJ360-F-150-10-8	630#	124	133-1/8	117-1/2	1	36	3-5/16	36	48	8	10	20	6	420#
		10'	AJ360-F-150-10-10	825#	124	133-1/8	117-1/2	1	48	3-5/16	36	48	12	8-1/2	20	6	565#
		12'	AJ360-F-150-10-12	855#	124	133-1/8	117-1/2	1	60	3-5/16	36	48	12	8-1/2	20	6	720#
		14'	AJ360-F-150-10-14	970#	125	136-5/8	117-1/2	1-3/4	72	3-15/16	36	48	12	8-1/2	20	6	990#
		16'	AJ360-F-150-10-16	1,085#	125	136-5/8	117-1/2	1-3/4	84	3-15/16	36	48	12	8-1/2	20	6	1,190#
	12'	8'	AJ360-F-150-12-8	675#	148	157-1/8	141-1/2	1	36	3-5/16	36	48	8	10	20	6	420#
		10'	AJ360-F-150-12-10	895#	148	157-1/8	141-1/2	1	48	3-5/16	36	48	12	8-1/2	20	6	565#
		12'	AJ360-F-150-12-12	925#	148	157-1/8	141-1/2	1	60	3-5/16	36	48	12	8-1/2	20	6	720#
		14'	AJ360-F-150-12-14	1,035#	149	160-5/8	141-1/2	1-3/4	72	3-15/16	36	48	12	8-1/2	20	6	990#
		16'	AJ360-F-150-12-16	1,150#	149	160-5/8	141-1/2	1-3/4	84	3-15/16	36	48	12	8-1/2	20	6	1,190#
	14'	8'	AJ360-F-150-14-8	720#	172	181-1/8	165-1/2	1	36	3-5/16	36	48	8	10	20	6	420#
		10'	AJ360-F-150-14-10	960#	172	181-1/8	165-1/2	1	48	3-5/16	36	48	12	8-1/2	20	6	565#
		12'	AJ360-F-150-14-12	990#	172	181-1/8	165-1/2	1	60	3-5/16	36	48	12	8-1/2	20	6	720#
		14'	AJ360-F-150-14-14	1,105#	173	184-5/8	165-1/2	1-3/4	72	3-15/16	36	48	12	8-1/2	20	6	990#
		16'	AJ360-F-150-14-16	1,215#	173	184-5/8	165-1/2	1-3/4	84	3-15/16	36	48	12	8-1/2	20	6	1,190#
250#	8'	8'	AJ360-F-250-8-8	735#	100	109-1/8	93-1/2	1	36	3-5/16	36	48	12	8-1/2	20	6	640#
		10'	AJ360-F-250-8-10	835#	101	112-5/8	93-1/2	1-3/4	48	3-15/16	36	48	12	8-1/2	20	6	905#
		12'	AJ360-F-250-8-12	950#	101	112-5/8	93-1/2	1-3/4	60	3-15/16	36	48	12	8-1/2	20	6	1,145#
		14'	AJ360-F-250-8-14	985#	101	112-5/8	93-1/2	1-3/4	72	3-15/16	36	48	12	8-1/2	20	6	1,395#
		16'	AJ360-F-250-8-16	1,255#	101	112-5/8	93-1/2	1-3/4	84	3-15/16	36	48	14	11	22	6	1,310#
	10'	8'	AJ360-F-250-10-8	800#	124	133-1/8	117-1/2	1	36	3-5/16	36	48	12	8-1/2	20	6	640#
		10'	AJ360-F-250-10-10	900#	125	136-5/8	117-1/2	1-3/4	48	3-15/16	36	48	12	8-1/2	20	6	905#
		12'	AJ360-F-250-10-12	1,015#	125	136-5/8	117-1/2	1-3/4	60	3-15/16	36	48	12	8-1/2	20	6	1,145#
		14'	AJ360-F-250-10-14	1,050#	125	136-5/8	117-1/2	1-3/4	72	3-15/16	36	48	12	8-1/2	20	6	1,395#
		16'	AJ360-F-250-10-16	1,365#	125	136-5/8	117-1/2	1-3/4	84	3-15/16	36	48	14	11	22	6	1,310#
	12'	8'	AJ360-F-250-12-8	865#	148	157-1/8	141-1/2	1	36	3-5/16	36	48	12	8-1/2	20	6	640#
		10'	AJ360-F-250-12-10	970#	149	160-5/8	141-1/2	1-3/4	48	3-15/16	36	48	12	8-1/2	20	6	905#
		12'	AJ360-F-250-12-12	1,080#	149	160-5/8	141-1/2	1-3/4	60	3-15/16	36	48	12	8-1/2	20	6	1,145#
		14'	AJ360-F-250-12-14	1,405#	149	160-5/8	141-1/2	1-3/4	72	3-15/16	36	48	14	11	22	6	1,085#
		16'	AJ360-F-250-12-16	1,475#	149	160-5/8	141-1/2	1-3/4	84	3-15/16	36	48	14	11	22	6	1,310#
	14'	8'	AJ360-F-250-14-8	935#	172	181-1/8	165-1/2	1	36	3-5/16	36	48	12	8-1/2	20	6	640#
		10'	AJ360-F-250-14-10	1,035#	173	184-5/8	165-1/2	1-3/4	48	3-15/16	36	48	12	8-1/2	20	6	905#
		12'	AJ360-F-250-14-12	1,150#	173	184-5/8	165-1/2	1-3/4	60	3-15/16	36	48	12	8-1/2	20	6	1,145#
		14'	AJ360-F-250-14-14	1,515#	173	184-5/8	165-1/2	1-3/4	72	3-15/16	36	48	14	11	22	6	1,085#
		16'	AJ360-F-250-14-16	1,755#	173	184-5/8	165-1/2	1-3/4	84	3-15/16	36	48	16	13	26	12	535#
500#	8'	8'	AJ360-F-500-8-8	880#	101	112-5/8	93-1/2	1-3/4	36	3-15/16	36	48	12	8-1/2	20	6	1,225#
		10'	AJ360-F-500-8-10	915#	101	112-5/8	93-1/2	1-3/4	48	3-15/16	36	48	12	8-1/2	20	6	1,605#
		12'	AJ360-F-500-8-12	1,165#	102	113-13/16	93-1/2	1-3/8	60	4-11/16	36	48	12	8-1/2	20	6	2,125#
		14'	AJ360-F-500-8-14	1,415#	102	113-13/16	93-1/2	1-3/8	72	4-11/16	48	48	14	11	22	6	2,010#
		16'	AJ360-F-500-8-16	1,570#	102	116-1/2	93-1/2	1-11/16	84	4-15/16	48	60	14	11	22	6	2,465#
	10'	8'	AJ360-F-500-10-8	945#	125	136-5/8	117-1/2	1-3/4	36	3-15/16	36	48	12	8-1/2	20	6	1,225#
		10'	AJ360-F-500-10-10	1,225#	125	136-5/8	117-1/2	1-3/4	48	3-15/16	36	48	14	11	22	6	1,240#
		12'	AJ360-F-500-10-12	1,480#	126	137-13/16	117-1/2	1-3/8	60	4-11/16	36	48	14	11	22	6	1,655#
		14'	AJ360-F-500-10-14	1,660#	126	137-13/16	117-1/2	1-3/8	72	4-11/16	48	48	16	13	26	12	815#
		16'	AJ360-F-500-10-16	1,815#	126	140-1/2	117-1/2	1-11/16	84	4-15/16	48	60	16	13	26	12	1,005#

**Note:** Dimensions are for reference only and are subject to change without notice.

Jib crane foundation requirements are based on soil pressure of 2500# per square foot. Concrete recommended for jib crane foundation is 3000# per square inch of compressive force.

**Base Price Includes:** jib boom, jib arm, friction brakes, clevis assembly for hook mounted lifting devices (lifting device by others), and mast assembly (anchor bolts by others). Festooning is optional.

**Note:** Gorbel Articulating Jib Cranes REQUIRE ONE of the following when using a powered lifting device:

- 1) Electric Lifting Devices: Require either: \*Rotation stops to limit boom and/or arm rotation to <360° or Collectors when 360° rotation is required.
- 2) Air Lifting Devices: Require either: \*Rotation stops to limit boom and/or arm rotation to <360° or Air Swivels when 360° rotation is required.
- 3) Vacuum Lifting Devices: \*Rotation stops to limit boom and/or arm rotation to <360°. \*Rotation stops require field welding.

**AJ360 FREE STANDING ARTICULATING JIB CRANES: 360° ROTATION**

CAPACITY	HUB	SPAN	MODEL NUMBER	WEIGHT	J	C	TS	P	K	T	L	M	E	S1	S2	BOLT QTY.	ANCHOR BOLT LOAD
					in	in	in	in	in	in	in	in	in	in			
500#	12'	8'	AJ360-F-500-12-8	1,015#	149	160-5/8	141-1/2	1-3/4	36	3-15/16	36	48	12	8-1/2	20	6	1,225#
		10'	AJ360-F-500-12-10	1,335#	149	160-5/8	141-1/2	1-3/4	48	3-15/16	36	48	14	11	22	6	1,240#
		12'	AJ360-F-500-12-12	1,585#	150	161-13/16	141-1/2	1-3/8	60	4-11/16	36	48	14	11	22	6	1,655#
		14'	AJ360-F-500-12-14	1,785#	150	161-13/16	141-1/2	1-3/8	72	4-11/16	48	48	16	13	26	12	815#
		16'	AJ360-F-500-12-16	1,940#	150	164-1/2	141-1/2	1-11/16	84	4-15/16	48	60	16	13	26	12	1,005#
	14'	8'	AJ360-F-500-14-8	1,080#	173	184-5/8	165-1/2	1-3/4	36	3-15/16	36	48	12	8-1/2	20	6	1,225#
		10'	AJ360-F-500-14-10	1,445#	173	184-5/8	165-1/2	1-3/4	48	3-15/16	36	48	14	11	22	6	1,240#
		12'	AJ360-F-500-14-12	1,695#	174	185-13/16	165-1/2	1-3/8	60	4-11/16	36	48	14	11	22	6	1,655#
		14'	AJ360-F-500-14-14	1,910#	174	185-13/16	165-1/2	1-3/8	72	4-11/16	48	48	16	13	26	12	815#
		16'	AJ360-F-500-14-16	2,070#	174	188-1/2	165-1/2	1-11/16	84	4-15/16	48	60	16	13	26	12	1,005#
1000#	8'	8'	AJ360-F-1000-8-8	1,080#	102	113-13/16	93-1/2	1-3/8	36	4-11/16	36	48	12	8-1/2	20	6	2,380#
		10'	AJ360-F-1000-8-10	1,215#	102	116-1/2	93-1/2	1-11/16	48	4-15/16	48	60	12	8-1/2	20	6	3,155#
		12'	AJ360-F-1000-8-12	1,745#	102	116-1/2	93-1/2	1-11/16	60	4-15/16	48	60	16	13	26	12	1,235#
		14'	AJ360-F-1000-8-14	2,010#	102	116-1/2	93-1/2	1-11/16	72	4-15/16	48	60	18	15	30	12	1,250#
		16'	AJ360-F-1000-8-16	2,360#	103	119-3/8	93-1/2	1-5/8	84	5-7/16	48	72	18	15	30	12	1,540#
	10'	8'	AJ360-F-1000-10-8	1,145#	126	137-13/16	117-1/2	1-3/8	36	4-11/16	36	48	12	8-1/2	20	6	2,380#
		10'	AJ360-F-1000-10-10	1,525#	126	140-1/2	117-1/2	1-11/16	48	4-15/16	48	60	14	11	22	6	2,445#
		12'	AJ360-F-1000-10-12	1,870#	126	140-1/2	117-1/2	1-11/16	60	4-15/16	48	60	16	13	26	12	1,235#
		14'	AJ360-F-1000-10-14	2,415#	126	140-1/2	117-1/2	1-11/16	72	4-15/16	48	60	20	17	34	12	1,065#
		16'	AJ360-F-1000-10-16	2,775#	127	143-3/8	117-1/2	1-5/8	84	5-7/16	48	72	20	17	34	12	1,315#
	12'	8'	AJ360-F-1000-12-8	1,495#	150	161-13/16	141-1/2	1-3/8	36	4-11/16	36	48	14	11	22	6	1,825#
		10'	AJ360-F-1000-12-10	1,635#	150	164-1/2	141-1/2	1-11/16	48	4-15/16	48	60	14	11	22	6	2,445#
		12'	AJ360-F-1000-12-12	1,995#	150	164-1/2	141-1/2	1-11/16	60	4-15/16	48	60	16	13	26	12	1,235#
		14'	AJ360-F-1000-12-14	2,620#	150	164-1/2	141-1/2	1-11/16	72	4-15/16	48	60	20	17	34	12	1,065#
		16'	AJ360-F-1000-12-16	2,985#	151	167-3/8	141-1/2	1-5/8	84	5-7/16	48	72	20	17	34	12	1,315#
	14'	8'	AJ360-F-1000-14-8	1,605#	174	185-13/16	165-1/2	1-3/8	36	4-11/16	36	48	14	11	22	6	1,825#
		10'	AJ360-F-1000-14-10	1,745#	174	188-1/2	165-1/2	1-11/16	48	4-15/16	48	60	14	11	22	6	2,445#
		12'	AJ360-F-1000-14-12	2,120#	174	188-1/2	165-1/2	1-11/16	60	4-15/16	48	60	16	13	26	12	1,235#
		14'	AJ360-F-1000-14-14	2,830#	174	188-1/2	165-1/2	1-11/16	72	4-15/16	48	60	20	17	34	12	1,065#
		16'	AJ360-F-1000-14-16	3,190#	175	191-3/8	165-1/2	1-5/8	84	5-7/16	48	72	20	17	34	12	1,315#
2000#	8'	8'	AJ360-F-2000-8-8	1,640#	102	116-1/2	93-1/2	1-11/16	36	4-15/16	48	60	16	13	26	12	1,415#
		10'	AJ360-F-2000-8-10	2,175#	103	119-3/8	93-1/2	1-5/8	48	5-7/16	48	72	18	15	30	12	1,580#
		12'	AJ360-F-2000-8-12	2,235#	103	119-3/8	93-1/2	1-5/8	60	5-7/16	48	72	18	15	30	12	1,980#
		14'	AJ360-F-2000-8-14	2,465#	103	119-3/8	93-1/2	1-5/8	72	5-7/16	48	72	18	15	30	12	2,410#
		16'	AJ360-F-2000-8-16	3,310#	104	121-13/16	93-1/2	2-3/8	84	6-5/16	48	84	24	18	36	12	2,150#
	10'	8'	AJ360-F-2000-10-8	1,765#	126	140-1/2	117-1/2	1-11/16	36	4-15/16	48	60	16	13	26	12	1,415#
		10'	AJ360-F-2000-10-10	2,315#	127	143-3/8	117-1/2	1-5/8	48	5-7/16	48	72	18	15	30	12	1,580#
		12'	AJ360-F-2000-10-12	2,380#	127	143-3/8	117-1/2	1-5/8	60	5-7/16	48	72	18	15	30	12	1,980#
		14'	AJ360-F-2000-10-14	2,880#	127	143-3/8	117-1/2	1-5/8	72	5-7/16	48	72	20	17	34	12	2,055#
		16'	AJ360-F-2000-10-16	3,560#	128	145-13/16	117-1/2	2-3/8	84	6-5/16	48	84	24	18	36	12	2,150#
	12'	8'	AJ360-F-2000-12-8	1,895#	150	164-1/2	141-1/2	1-11/16	36	4-15/16	48	60	16	13	26	12	1,415#
		10'	AJ360-F-2000-12-10	2,460#	151	167-3/8	141-1/2	1-5/8	48	5-7/16	48	72	18	15	30	12	1,580#
		12'	AJ360-F-2000-12-12	2,520#	151	167-3/8	141-1/2	1-5/8	60	5-7/16	48	72	18	15	30	12	1,980#
		14'	AJ360-F-2000-12-14	3,090#	151	167-3/8	141-1/2	1-5/8	72	5-7/16	48	72	20	17	34	12	2,055#
		16'	AJ360-F-2000-12-16	3,810#	152	169-13/16	141-1/2	2-3/8	84	6-5/16	48	84	24	18	36	12	2,150#
	14'	8'	AJ360-F-2000-14-8	2,020#	174	188-1/2	165-1/2	1-11/16	36	4-15/16	48	60	16	13	26	12	1,415#
		10'	AJ360-F-2000-14-10	2,600#	175	191-3/8	165-1/2	1-5/8	48	5-7/16	48	72	16	13	26	12	1,580#
		12'	AJ360-F-2000-14-12	3,065#	175	191-3/8	165-1/2	1-5/8	60	5-7/16	48	72	20	17	34	12	1,685#
		14'	AJ360-F-2000-14-14	3,865#	175	191-3/8	165-1/2	1-5/8	72	5-7/16	48	72	24	18	36	12	1,785#

**Note:** Dimensions are for reference only and are subject to change without notice.

Jib crane foundation requirements are based on soil pressure of 2500# per square foot. Concrete recommended for jib crane foundation is 3000# per square inch of compressive force.

**Base Price Includes:** jib boom, jib arm, friction brakes, clevis assembly for hook mounted lifting devices (lifting device by others), and mast assembly (anchor bolts by others). Festooning is optional.

**Note:** Gorbelt Articulating Jib Cranes REQUIRE ONE of the following when using a powered lifting device:

- 1) Electric Lifting Devices: Require either: \*Rotation stops to limit boom and/or arm rotation to <360° or Collectors when 360° rotation is required.
- 2) Air Lifting Devices: Require either: \*Rotation stops to limit boom and/or arm rotation to <360° or Air Swivels when 360° rotation is required.
- 3) Vacuum Lifting Devices: \*Rotation stops to limit boom and/or arm rotation to <360°. \*Rotation stops require field welding.

**AJ360 CEILING MOUNTED ARTICULATING JIB CRANES: 360° ROTATION**

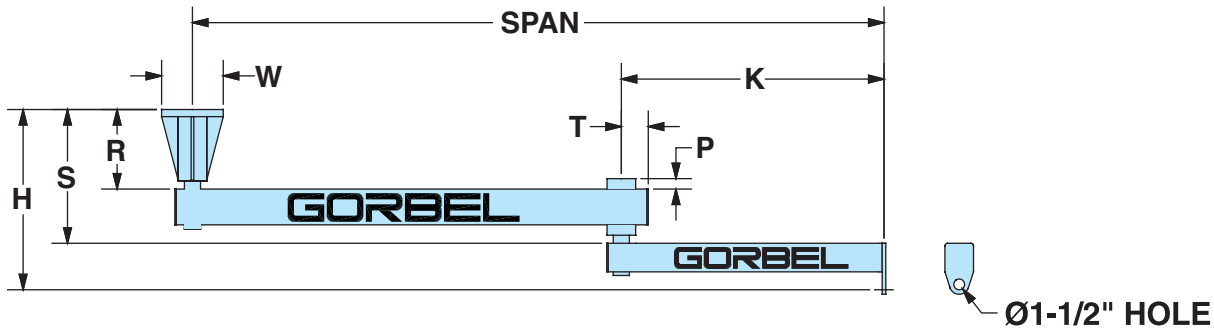
CAPACITY	SPAN	MODEL NUMBER	WEIGHT	K	T	P	H	R	S	W	BOLT QTY.	ANCHOR BOLT LOAD	OTM kip-ft.
				in	in	in	in	in	in	in			
150#	8'	AJ360-C-150-8	290#	36	3-5/16	1	26-1/4	11-5/8	19-1/4	8-5/8	6	990#	2.28
	10'	AJ360-C-150-10	370#	48	3-5/16	1	26-7/16	11-13/16	19-15/16	12-3/4	8	1,330#	2.96
	12'	AJ360-C-150-12	400#	60	3-5/16	1	26-7/16	11-13/16	19-15/16	12-3/4	8	1,710#	3.68
	14'	AJ360-C-150-14	510#	72	3-15/16	1-3/4	29-3/16	11-13/16	21-11/16	12-3/4	8	2,120#	5.00
	16'	AJ360-C-150-16	610#	84	3-15/16	1-3/4	31-7/8	14-1/2	24-3/8	16	8	2,560#	5.94
250#	8'	AJ360-C-250-8	340#	36	3-5/16	1	29-7/16	11-13/16	19-15/16	12-3/4	8	1,250#	3.40
	10'	AJ360-C-250-10	440#	48	3-15/16	1-3/4	29-3/16	11-13/16	21-11/16	12-3/4	8	1,670#	4.70
	12'	AJ360-C-250-12	540#	60	3-15/16	1-3/4	31-7/8	14-1/2	24-3/8	16	8	2,120#	5.80
	14'	AJ360-C-250-14	575#	72	3-15/16	1-3/4	31-7/8	14-1/2	24-3/8	16	8	2,600#	6.96
	16'	AJ360-C-250-16	645#	84	3-15/16	1-1/4	32-3/8	14-1/2	24-7/8	16	8	3,120#	8.32
500#	8'	AJ360-C-500-8	470#	36	3-15/16	1-3/4	31-7/8	14-1/2	24-3/8	16	8	1,920#	6.45
	10'	AJ360-C-500-10	505#	48	3-15/16	1-3/4	31-7/8	14-1/2	24-3/8	16	8	2,510#	8.20
	12'	AJ360-C-500-12	735#	60	4-11/16	1-3/8	35-3/8	16-3/8	26-7/8	16	8	3,140#	10.68
	14'	AJ360-C-500-14	780#	72	4-11/16	1-3/8	35-3/8	16-3/8	26-7/8	16	8	3,810#	12.74
	16'	AJ360-C-500-16	935#	84	4-15/16	1-11/16	37-11/16	16-3/8	29-3/16	16	8	4,500#	15.50
1000#	8'	AJ360-C-1000-8	650#	36	4-11/16	1-3/8	35-3/8	16-3/8	26-7/8	16	8	3,250#	12.42
	10'	AJ360-C-1000-10	780#	48	4-15/16	1-11/16	37-11/16	16-3/8	29-3/16	16	8	4,200#	16.06
	12'	AJ360-C-1000-12	950#	60	4-15/16	1-11/16	39-1/8	17-13/16	30-5/8	20	8	5,190#	19.52
	14'	AJ360-C-1000-14	1,005#	72	4-15/16	1-11/16	39-1/8	17-13/16	30-5/8	20	8	6,220#	23.06
	16'	AJ360-C-1000-16	1,795#	84	5-7/16	1-5/8	41	15-3/4	30-1/2	20	8	7,280#	28.82
2000#	8'	AJ360-C-2000-8	850#	36	4-15/16	1-11/16	39-1/8	17-13/16	30-5/8	20	8	5,900#	23.90
	10'	AJ360-C-2000-10	1,285#	48	5-7/16	1-5/8	41	15-3/4	30-1/2	20	8	7,580#	31.15
	12'	AJ360-C-2000-12	1,365#	60	5-7/16	1-5/8	41	15-3/4	30-1/2	20	8	9,290#	37.72
	14'	AJ360-C-2000-14	1,445#	72	5-7/16	1-5/8	41	15-3/4	30-1/2	20	8	11,040#	44.40
	16'	AJ360-C-2000-16	1,620#	84	6-5/16	2-3/8	42-3/4	15-3/4	31-1/4	20	8	12,820#	52.19

Note: Dimensions are for reference only and are subject to change without notice.

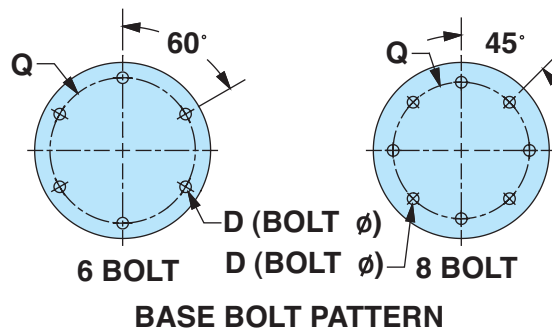
Base Price Includes: jib boom, jib arm, friction brakes, the clevis assembly for hook mounted lifting devices (lifting device by others), and the assembly for ceiling mounting (anchor bolts by others). Festooning is optional.

Note: Gorbelt Articulating Jib Cranes REQUIRE ONE of the following when using a powered lifting device:

- 1) Electric Lifting Devices: Require either: \*Rotation stops to limit boom and/or arm rotation to < 360° or Collectors when 360° rotation is required.
- 2) Air Lifting Devices: Require either: \*Rotation stops to limit boom and/or arm rotation to < 360° or Air Swivels when 360° rotation is required.
- 3) Vacuum Lifting Devices: Require \*Rotation Stops to limit boom and/or arm rotation to < 360°.  
\*Rotation Stops require field welding



W	8-5/8	12-3/4	16	16	20	20
Number of Anchor Bolts	6	8	8	8	8	8
Diameter(D)	1/2"	3/4"	3/4"	1"	1"	1-1/4"
Bolt Circle(Q)	7-1/8"	10-3/4"	10-3/4"	10-3/4"	13"	15-1/2"
Mounting Plate Thickness; For , = 500#-10' Span=1"						
For . = 500#-10' Span=1-1/2"						



**AJ360-C Ceiling Mounted Articulating Jib Cranes**

Model Number: **AJ360-C-** \_\_\_\_\_

Capacity: \_\_\_\_\_ Pounds

Span: \_\_\_\_\_ HUB: \_\_\_\_\_

**AJ200 WALL MOUNTED ARTICULATING JIB CRANES: 200° ROTATION**

CAPACITY	SPAN	MODEL NUMBER	WEIGHT	K	T	H	P	B	FITTING TYPE	THRUST & PULL
				in	in	in	in	in		
150#	8'	AJ200-B1-150-8	235#	36	3-5/16	15-5/8	1-1/2	36	B1	715#
	10'	AJ200-B1-150-10	256#	48	3-5/16	15-5/8	1-1/2	36	B1	925#
	12'	AJ200-B1-150-12	370#	60	3-5/16	15-5/8	1	48	B1	905#
	14'	AJ200-B1-150-14	491#	72	3-15/16	19-1/8	1-3/4	48	B1	1,220#
	16'	AJ200-B1-150-16	526#	84	3-15/16	19-1/8	1-3/4	48	B1	1,451#
250#	8'	AJ200-B1-250-8	294#	36	3-5/16	15-5/8	1	36	B1	1,118#
	10'	AJ200-B1-250-10	400#	48	3-15/16	19-1/8	1-3/4	36	B1	1,537#
	12'	AJ200-B1-250-12	457#	60	3-15/16	19-1/8	1-3/4	48	B1	1,424#
	14'	AJ200-B1-250-14	514#	72	3-15/16	19-1/8	1-3/4	60	B1	1,368#
	16'	AJ200-B1-250-16	596#	84	3-15/16	19-1/8	1-1/4	60	B1	1,636#
500#	8'	AJ200-B1-500-8	368#	33	3-15/16	19-1/8	1-3/4	36	B1	2,137#
	10'	AJ200-B1-500-10	425#	45	3-15/16	19-1/8	1-3/4	48	B1	2,035#
	12'	AJ200-B1-500-12	555#	57	4-11/16	19-5/16	1-3/8	60	B1	2,050#
	14'	AJ200-B1-500-14	593#	69	4-11/16	19-5/16	1-3/8	60	B1	2,431#
	16'	AJ200-B2-500-16	837#	81	4-15/16	23	1-11/16	60	B2	3,074#
1000#	8'	AJ200-B1-1000-8	454#	33	4-11/16	19-5/16	1-3/8	48	B1	3,056#
	10'	AJ200-B2-1000-10	649#	45	4-15/16	23	1-11/16	48	B2	3,999#
	12'	AJ200-B2-1000-12	734#	57	4-15/16	23	1-11/16	60	B2	3,886#
	14'	AJ200-B2-1000-14	785#	69	4-15/16	23	1-11/16	60	B2	4,591#
	16'	AJ200-B2-1000-16	999#	81	5-7/16	27-7/8	2-5/8	72	B2	4,647#
2000#	8'	AJ200-B2-2000-8	601#	30	4-15/16	23	1-11/16	48	B2	5,975#
	10'	AJ200-B2-2000-10	779#	42	5-7/16	26-7/8	2-5/8	60	B2	6,132#
	12'	AJ200-B2-2000-12	1,156#	54	5-7/16	26-7/8	1-5/8	60	B2	7,549#
	14'	AJ200-B2-2000-14	1,382#	66	6-5/16	29-5/16	2-3/8	72	B2	7,532#
	16'	AJ200-B2-2000-16	1,466#	78	6-5/16	29-5/16	2-3/8	72	B2	8,688#

Note: Dimensions are for reference only and are subject to change without notice.

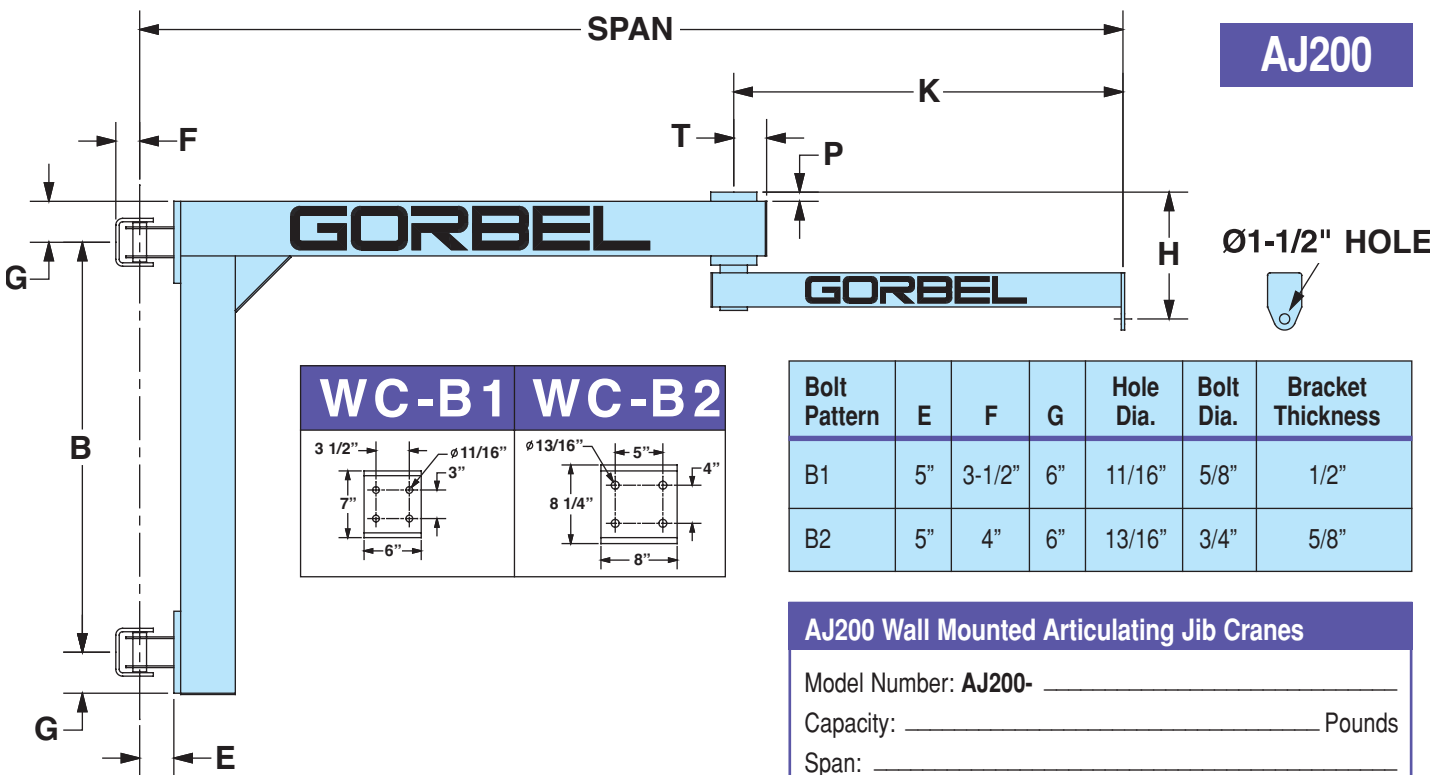
Base Price Includes: jib boom, jib arm, friction brakes, the clevis assembly for hook mounted lifting devices (lifting device by others), and the mounting brackets (mounting hardware by others).

Festooling is optional.

Note: Gorbels Articulating Jib Cranes REQUIRE ONE of the following when using a powered lifting device:

- 1) Electric Lifting Devices: Require either: \*Rotation stops to limit boom and/or arm rotation to < 360° or Collectors when 360° rotation is required.
- 2) Air Lifting Devices: Require either: \*Rotation stops to limit boom and/or arm rotation to < 360° or Air Swivels when 360° rotation is required.
- 3) Vacuum Lifting Devices: Require \*Rotation Stops to limit boom and/or arm rotation to < 360°.

\*Rotation Stops require field welding



## FOR MORE INFORMATION

Your authorized Gorbel dealer can give you more information on what makes Gorbel's Ergonomic Work Station Cranes and other material handling products "A Class Above."


### BRIDGE CRANES



FREE STANDING



CEILING MOUNTED



ERGONOMIC STUDY


### ERGONOMIC LIFTING



G-FORCE™



EASY ARM™




ERGONOMIC STUDY

### JIB CRANES



JIB CRANES



GANTRY CRANES



WORK STATION JIBS



ARTICULATING JIBS

### SPECIALTY PRODUCTS



SEISMIC ZONE IV



TELESCOPING



TRACTOR DRIVES



INTERLOCK/TRANSFER

**GORBEL**  
A CLASS ABOVE

# CRANES

Distributed by Ergonomic Partners  
Sales@ErgonomicPartners.com  
www.ErgonomicPartners.com  
Tel: (314) 884-8884