

TOOL BALANCERS

MAKE TOOLS WEIGHTLESS



RELIABLE & ECONOMICAL SERIES 'BD'

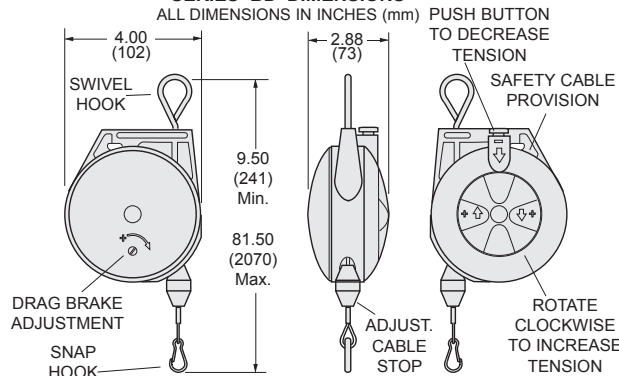


SERIES 'BD' TOOL BALANCERS are the economical choice for balancing tools weighing up to 5 lbs (2.3kg). Molded ABS housing has a smooth exterior with rounded edges designed for maximum ergonomic appeal. Series "BD" balancers are the most modern, easiest to adjust, and reliable. Each balancer incorporates all of the important functions expected of a world class product.

SEVEN WAYS BETTER:

- 1- Hand-windable spring tension adjustment knob is flush with the housing.
- 2- Push-button tension release simplifies decrease of spring tension.
- 3- Rugged steel upper swivel hook with secondary safety cable provision.
- 4- Over-sized cable opening with direct in-line pull to reduce cable wear.
- 5- 270 lb (121.5kg) test 0.047" (1.2mm) dia. 7 x 7 strand galvanized steel aircraft cable nylon covered to 0.063" (1.6mm) O.D.
- 6- Adjustable cable stop and lower safety hook.
- 7- Matte black finish to minimize reflected light and reduce eye strain.

SERIES 'BD' DIMENSIONS



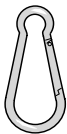
SELECTION CHART

MIN - MAX LOAD lbs. (kg.)	CABLE LENGTH* ft. (m.)	REEL WEIGHT lbs. (kg.)	MODEL NUMBER
0.5 - 1.5 (0.2 - 0.7)	6 (1.8)	1.3 (0.6)	BD-01
1.5 - 3.0 (0.5 - 1.4)	6 (1.8)	1.3 (0.6)	BD-03
3.0 - 5.0 (1.4 - 2.3)	6 (1.8)	1.5 (0.7)	BD-05

*Cable lengths listed are for "active" or "working" cable. Includes cable stop and safety hook.

BALANCER ACCESSORIES

#STC-01 SAFETY CLIP



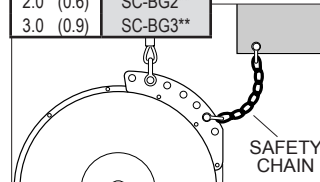
Brightly zinc plated steel safety latch for tool attachment and other uses. Measures 2.375" (60mm) long. One included with each BG reel. Rated capacity-70 lbs.

SAFETY CABLE/CHAIN

Strongly recommended, secondary steel cable or steel link chain. Prevents balancer from accidental fall. Balancers have extra holes for cable or chain.

LENGTH ft. (m.)	MODEL NO.
1.0 (0.3)	SC-BD1**
1.0 (0.3)	SC-BG1**
2.0 (0.6)	SC-BG2**
3.0 (0.9)	SC-BG3**

*Nylon covered steel cable.
**Steel link chain.



CLEVIS HANGERS

Galvanized forged steel hangers for mounting balancers, torque reels, etc. Measure 0.50" (13mm) between jaws. One #CVF-01 straight clevis included with each "BG" & "TQ" reel. #CVF-11 swivel clevis is optional extra. Pins included. Rated capacity-500 lbs.

#CVF-01
CLEVIS



#CVF-11
SWIVEL
CLEVIS



ADJUSTABLE CABLE SADDLE

Hangs from balancer cable above tool to provide strain relief for electrical cable or air hose. Available in three sizes. Includes safety clip.



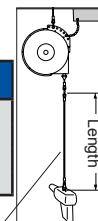
OVERHANG CABLE

Nylon covered steel cable with safety clip. Brings tool closer to work area without unwinding cable from reel or mounting reel at a lower height.

CABLE DIAMETER in. (mm)	MODEL NO.
0.3 - 0.59 (7 - 14)	CS-F1
0.6 - 0.94 (15 - 23)	CS-F2
0.95 - 1.25 (24 - 31)	CS-F3

LENGTH ft. (m.)	MODEL NO.
3 (0.9)	OC-03
5 (1.5)	OC-05
10 (3.0)	OC-10
15 (4.6)	OC-15

OVERHANG CABLE



TORQUE REELS (RATCHET LOCK AND LONGER CABLE)

MIN - MAX LOAD lbs. (kg.)	CABLE LENGTH* ft. (m.)	RATCHET LOCK	REEL WEIGHT lbs. (kg.)	MODEL NUMBER
3 - 7 (1.4 - 3.2)	8 (2.4)	No	6 (2.7)	BG-03
5 - 10 (2.3 - 4.5)	8 (2.4)	No	6 (2.7)	BG-07
8 - 12 (3.6 - 5.4)	8 (2.4)	No	7 (3.2)	BG-10
10 - 15 (4.5 - 6.8)	8 (2.4)	No	8 (3.6)	BG-15
16 - 23 (7.2 - 10.4)	8 (2.4)	No	8 (3.6)	BG-20
16 - 23 (7.2 - 10.4)	8 (2.4)	No	8 (3.6)	BG-20SH**
22 - 27 (9.9 - 12.2)	8 (2.4)	No	8 (3.6)	BG-25

RETRACTORS (RATCHET LOCK)

Retract tool upward when manually released

MIN - MAX LOAD lbs. (kg.)	CABLE LENGTH* ft. (m.)	RATCHET LOCK	REEL WEIGHT lbs. (kg.)	MODEL NUMBER
3 - 7 (1.4 - 3.2)	8 (2.4)	Yes	6 (2.7)	BG-03-L
5 - 10 (2.3 - 4.5)	8 (2.4)	Yes	6 (2.7)	BG-07-L
8 - 12 (3.6 - 5.4)	8 (2.4)	Yes	7 (3.2)	BG-10-L
10 - 15 (4.5 - 6.8)	8 (2.4)	Yes	8 (3.6)	BG-15-L
16 - 23 (7.2 - 10.4)	8 (2.4)	Yes	8 (3.6)	BG-20-L
16 - 23 (7.2 - 10.4)	8 (2.4)	Yes	8 (3.6)	BG-20-LSH**
22 - 27 (9.9 - 12.2)	8 (2.4)	Yes	8 (3.6)	BG-25-L

*Cable lengths listed are "active" or "working" cable.

**Includes BG-SH "Shock Stop". See Below.

***Clevis mount. For rigid mount add "-R" to model number.

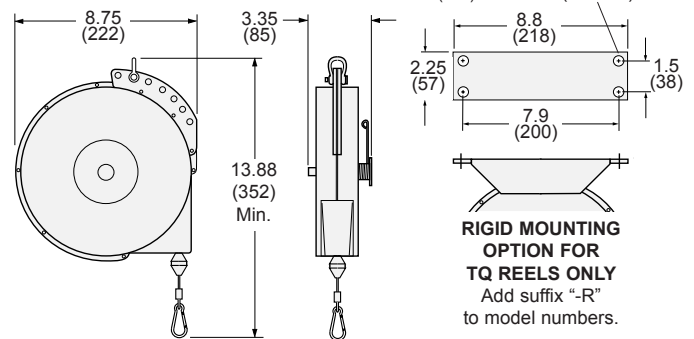
HEAVY DUTY SERIES 'BG'

SERIES 'BG' reels feature rugged steel construction with black polyester baked finish, reinforced hanging bracket with forged clevis for ceiling mounting and extra holes for safety chain attachment. Spring is permanently lubricated and provides constant tension, adjustable for balancing tool in normal working zone (6 - 18 in. [152-457mm]). Cable is 920 lb. (414kg) test 0.09" (2.3mm) dia. 7 x 7 strand galvanized steel aircraft cable nylon covered to 0.12" (3.0mm) O.D. Includes safety tool clip and adjustable cable stop.

LOCKING MODELS include all features listed above plus a positive ratchet lock mechanism to allow locking of the cable at a specific height. A slight pull on the cable releases the lock which functions like a window shade. Lock feature may be disengaged externally when constant tension is required.



SERIES 'BG' DIMENSIONS



SELECTION CHART

MIN - MAX LOAD lbs. (kg.)	CABLE LENGTH* ft. (m.)	RATCHET LOCK	REEL WEIGHT lbs. (kg.)	MODEL NUMBER
------------------------------	---------------------------	--------------	---------------------------	--------------

BALANCERS (CONSTANT PULL REELS)

May be adjusted to balance through 6-18 in. (152-457mm) range.

3 - 7 (1.4 - 3.2)	8 (2.4)	No	6 (2.7)	BG-03
5 - 10 (2.3 - 4.5)	8 (2.4)	No	6 (2.7)	BG-07
8 - 12 (3.6 - 5.4)	8 (2.4)	No	7 (3.2)	BG-10
10 - 15 (4.5 - 6.8)	8 (2.4)	No	8 (3.6)	BG-15
16 - 23 (7.2 - 10.4)	8 (2.4)	No	8 (3.6)	BG-20
16 - 23 (7.2 - 10.4)	8 (2.4)	No	8 (3.6)	BG-20SH**
22 - 27 (9.9 - 12.2)	8 (2.4)	No	8 (3.6)	BG-25

RETRACTORS (RATCHET LOCK)

Retract tool upward when manually released

3 - 7 (1.4 - 3.2)	8 (2.4)	Yes	6 (2.7)	BG-03-L
5 - 10 (2.3 - 4.5)	8 (2.4)	Yes	6 (2.7)	BG-07-L
8 - 12 (3.6 - 5.4)	8 (2.4)	Yes	7 (3.2)	BG-10-L
10 - 15 (4.5 - 6.8)	8 (2.4)	Yes	8 (3.6)	BG-15-L
16 - 23 (7.2 - 10.4)	8 (2.4)	Yes	8 (3.6)	BG-20-L
16 - 23 (7.2 - 10.4)	8 (2.4)	Yes	8 (3.6)	BG-20-LSH**
22 - 27 (9.9 - 12.2)	8 (2.4)	Yes	8 (3.6)	BG-25-L

TORQUE REELS (RATCHET LOCK AND LONGER CABLE)

3 - 7 (1.4 - 3.2)	15.0 (4.5)	Yes	8 (3.6)	TQ1507***
5 - 10 (2.3 - 4.5)	15.0 (4.5)	Yes	10 (4.5)	TQ1510***
10 - 15 (4.5 - 6.8)	15.0 (4.5)	Yes	12 (5.4)	TQ1515***

"SHOCK STOP" SHOCK ABSORBER

Minimize cable damage often caused by overtensioning tool balancers. "Shock Stop" kit is easily installed. Can be used on any Series BD or BG balancer. Kit includes spring, cable stops, all hardware.

MODEL NO.
BD-SH
BG-SH

NEW!
Now available
for BD Series



TAPERED DRUM TOOL BALANCERS

DRUM COMPENSATES FOR CHANGING SPRING RATE

Heavy-duty construction. Tapered drum compensates for changing spring rate. Direct spring powered - no motors or expensive gear trains to break or wear out.

Series "BH" Tapered Drum tool balancers keep tools within reach and reduce damage to tools by suspending them out of the way above the work surface. Risk of repetitive motion injury is reduced because only a light, downward force is required to place the tool in proper operating position. As the tool is lowered, and the spring is wound more tightly, the effective drum diameter increases to compensate for the increased force. Thus, when properly adjusted, the tapered drum keeps the tool at the positioned height.

Features include:

- Rugged die cast aluminum housing
- Both top and bottom hooks have spring-loaded safety latches
- Heavy duty steel wire rope
- Automatic safety catch prevents free-spooling if springs fail (not available on BH-02/BH-05)
- Easy adjustment with everyday tools from outside housing



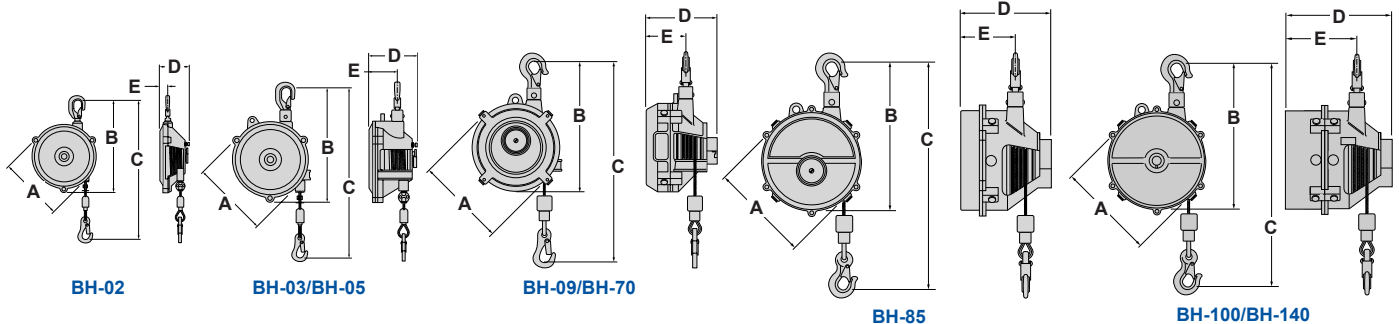
Models "BH-02" through "BH-05"



Models "BH-09" through "BH-70"



Models "BH-85" through "BH-140"



Selection Chart			
For Tool Weighing*	Cable Travel	Shipping Weight	Model Number
1.1 - 4.4 lbs.	3.3 ft.	2.2 lbs.	BH-02
2.2 - 6.6 lbs.	4.3 ft.	2.8 lbs.	BH-03
5.5 - 11 lbs.	4.3 ft.	3.3 lbs.	BH-05
9 - 20 lbs.	3.9 ft.	13.4 lbs.	BH-09
20 - 33 lbs.	3.9 ft.	13.4 lbs.	BH-15
33 - 48 lbs.	4.5 ft.	22.6 lbs.	BH-22
48 - 66 lbs.	4.5 ft.	22.6 lbs.	BH-30
66 - 88 lbs.	4.5 ft.	27.0 lbs.	BH-40
88 - 110 lbs.	4.5 ft.	27.0 lbs.	BH-50
110 - 132 lbs.	4.5 ft.	31.4 lbs.	BH-60
132 - 154 lbs.	4.5 ft.	31.4 lbs.	BH-70
154 - 187 lbs.	4.5 ft.	58.4 lbs.	BH-85
187 - 220 lbs.	4.5 ft.	56.0 lbs.	BH-100
220 - 264 lbs.	4.5 ft.	60.0 lbs.	BH-120
264 - 308 lbs.	4.5 ft.	61.0 lbs.	BH-140

* Tool weight includes hose or cord and other attachments which must be supported by balancer.

Dimensional Chart					
Model	A	B	C**	D	E
BH-02	5.00 in.	7.25 in.	11.25 in. min.	1.81 in	0.81 in
BH-03/BH-05	5.83 in.	8.25 in	12.50 in. min.	2.72 in.	1.44 in
BH-09/BH-15	7.00 in.	10.00 in.	13.00 in. min.	5.50 in.	2.88 in
BH-22/BH-70	8.60 in.	12.60 in.	17.00 in. min.	6.40 in.	3.19 in.
BH-85	9.50 in.	14.00 in.	20.00 in. min	9.75 in.	5.38 in
BH-100/BH-140	9.50 in.	14.00 in.	21.00 in. min	9.75 in.	5.38 in

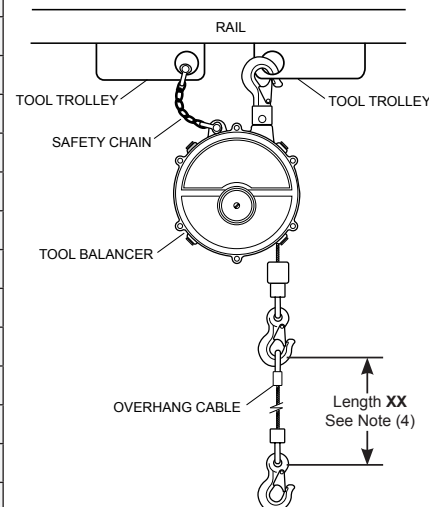
** Minimum height fully retracted, inside of hook to inside of hook.

Safety Chain (recommended)		
Description	Shipping Weight	Model Number
2.0 ft. Steel Link Chain w/ Clevises	1.5 lbs.	SC-BH2
3.0 ft. Steel Link Chain w/ Clevises	2.0 lbs.	SC-BH3

ACCESSORIES for BH TOOL BALANCERS



Series BH Tool Balancer Accessories					
Balancer Model No.	Capacity		Safety Chain	Overhang Cable (4)	Tool Trolley
	Lbs.	(Kg)			
BH-02 (1)	1.1 - 4.4	(0.5 - 2.0)	NONE	OC-XX	WS30-BTL (6)
BH-03 (1)	2.2 - 6.6	(1.0 - 3.0)	SC-BG3	OC-XX	WS30-BTL (6)
BH-05 (1)	5.5 - 11	(2.5 - 5.0)	SC-BG3	OC-XX	WS30-BTL (6)
BH-09 (1)	9 - 20	(4.1 - 9.1)	SC-BG3	OC-XX (5)	WS50-BTL
BH-15 (2)	20 - 33	(9.1 - 15)	SC-BG3	OC-XX (5)	WS50-BTL
BH-22 (2)	33 - 48	(15 - 21.8)	SC-BG3	OC5MB-XX	WS50-BTL
BH-30 (2)	48 - 66	(21.8 - 30.0)	SC-BG3	OC5MB-XX	WS60-BT
BH-40 (2)	66 - 88	(30.0 - 40.0)	SC-BH3	OC5MB-XX	WS60-BT
BH-50 (2)	88 - 110	(40.0 - 50.0)	SC-BH3	OC5MB-XX	WS60-BT
BH-60 (2)	110 - 132	(50.0 - 60.0)	SC-BH3	OC5MB-XX	WS60-BT
BH-70 (2)	132 - 154	(60.0 - 70.0)	SC-BH3	OC5MB-XX	WS60-BT
BH-85 (2)	154 - 187	(70.0 - 85.0)	SC-BH3	OC8MB-XX	WS60-BT
BH-100 (3)	187 - 220	(85.0 - 100.0)	SC-BH3	OC8MB-XX	W6S-BT
BH-120 (3)	220 - 264	(100.0 - 120.0)	SC-BH3	OC8MB-XX	W6S-BT
BH-140 (3)	264 - 308	(120.0 - 140.0)	SC-BH3	OC8MB-XX	W6S-BT



- (1) Balancer hook will fit WS30-BTL or WS50-BTL Tool Trolley.
- (2) Balancer hook will fit either WS50-BTL, WS60-BT or W6S-BT Tool Trolley.
- (3) Balancer hook will fit only W6S-BT Tool Trolley.
- (4) "XX" = Length req'd. When ordering indicate, -03 = 3 ft., -05 = 5 ft. or -10 = 10 ft.
- (5) Use with BH-09 or BH-15 requires one additional STC-01 Safety Clip.
- (6) WS50-BTL may also be used with BH-02, BH-03 and BH-05.

REPAIR PARTS for BH TOOL BALANCERS

BH-09 - 70 BALANCERS	
MODEL #	DESCRIPTION
BH09-SPG	SPRING FOR BH-09
BH15-SPG	SPRING FOR BH-15
BH22-SPG	SPRING FOR BH-22
BH30-SPG	SPRING FOR BH-30
BH40-SPG	SPRING FOR BH-40
BH50-SPG	SPRING FOR BH-50
BH60-SPG	SPRING FOR BH-60
BH70-SPG	SPRING FOR BH-70
BH915-CBL	CABLE FOR BH-09 & BH-15
BH2270-CBL	CABLE FOR BH-22 THRU BH-70
BH915-DRM	DRUM FOR BH-09 & BH-15
BH2270-DRM	DRUM FOR BH-22THRU BH-70

BH-02 - 05 BALANCERS	
MODEL #	DESCRIPTION
BH02-SPG	SPRING W/DRUM FOR BH-02
BH03-SPG	SPRING W/DRUM FOR BH-03
BH05-SPG	SPRING W/DRUM FOR BH-05
BH02-CBL	CABLE FOR BH-02
BH03-CBL	CABLE FOR BH-03
BH05-CBL	CABLE FOR BH-05

BH-85 - 140 BALANCERS	
MODEL #	DESCRIPTION
BH85-SPG	SPRING FOR BH-85
BH100-SPG	SPRING FOR BH-100
BH120-SPG	SPRING FOR BH-120
BH140-SPG	SPRING FOR BH-140
BH85140-DRM	DRUM W/CABLE FOR BH-85 THRU BH-140

'BA' AIR HOSE TOOL BALANCERS

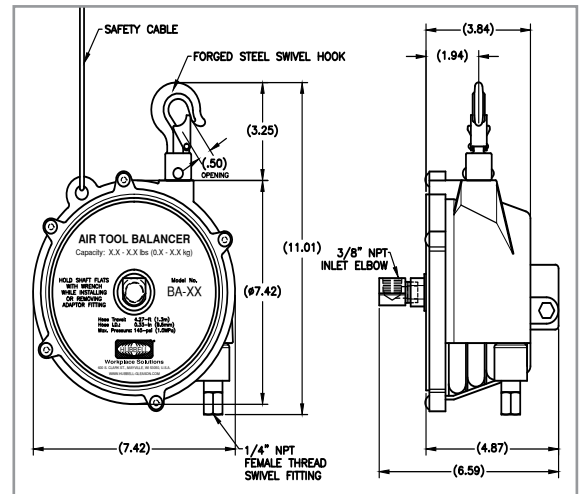

Operate and Assemble with Ease



The 'BA' Series Air Hose Tool Balancer is designed for small pneumatic tools. Integrating the air hose and support cable together keeps the work area safe and clean. These durable tool balancers provide easy handling for operators and assemblers that work with tools for long, continuous hours. The balancer allows a tool to be positioned over the work station for comfortable operation and can be used with small air tools. The effortless handling of the balancer provides comfortable tool operation and increased production.

The inside diameter of hose is 8.5mm which supplies enough air to operate the suspended air tool/device. When the spring failure happens, the fall prevention device will operate and stop the suspended tool/device. Safety cable is also included.

NOTE: Optional 90° elbow included for top feed of air.



MODEL	CAPACITY lbs (kg)	HOSE TRAVEL ft (m)	HOSE ID in (mm)	INLET SIZE female	OUTLET SIZE female	WEIGHT lbs (kg)
BA-15	1.1 - 3.3 (0.5 - 1.5)	4.3 (1.3)	.33 (8.5)	3/8" NPT	1/4" NPT	4.2 (1.9)
BA-25	3.3 - 5.5 (1.5 - 2.5)	4.3 (1.3)	.33 (8.5)	3/8" NPT	1/4" NPT	4.4 (2.0)
BA-35	5.5 - 7.7 (2.5 - 3.5)	4.3 (1.3)	.33 (8.5)	3/8" NPT	1/4" NPT	4.6 (2.1)
BA-50	7.7 - 11.0 (3.5 - 5.0)	4.3 (1.3)	.33 (8.5)	3/8" NPT	1/4" NPT	4.6 (2.1)
BA-65	11.0 - 14.3 (5.0 - 6.5)	4.3 (1.3)	.33 (8.5)	3/8" NPT	1/4" NPT	4.9 (2.2)

Distributed by Ergonomic Partners
Sales@ErgonomicPartners.com
www.ErgonomicPartners.com
Tel: (314) 884-8884