

Fully powered Logiflex Mini – light, flexible and safe!

Logiflex Mini is a light and maneuverable fully powered stacker – your best choice for the light handling in minor storage and shopping areas.

The design puts focus on the safety and ergonomic working conditions of the user. Logiflex Mini can be adjusted to the individual user, and the ergonomic correct handle ensures the user a relaxed hold. The low overall height gives optimum view conditions.

No damage to surroundings, pallets and goods – Logiflex has an elegant design with rounded corners.

High quality is ensured through an extended test program and in cooperation with experts in Health and Safety.



Technical Specifications

Logiflex Mini gives the user


- easy setting of e.g. driving speed and acceleration
- compact construction
 - perfect in confined areas
- easy service
 - easy access to batteries
- low overall height – optimum view
- long operation time per charge
- possibility to operate with the handle upright



Adjustable carriage is standard.



Hour counter, battery indicator and error finding in the same instrument.
Motor brake.



Available with optional extras, e.g. crane arm, drum turner, boom, remote control and level control.

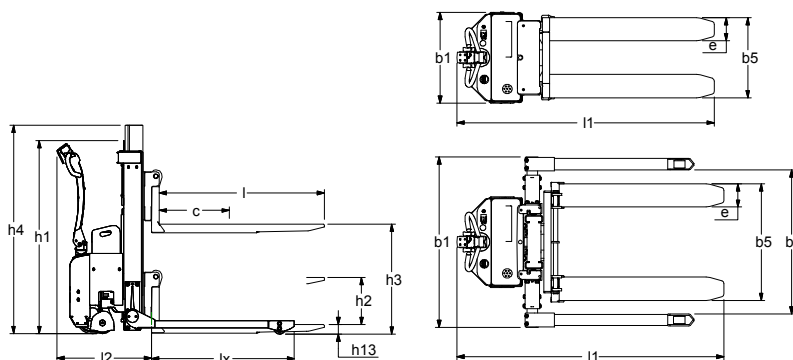
| Product (measured in inch) | SELF MINI | | SELF MINI | | SELFS MINI | | SELFS MINI | |
|-------------------------------------|---|--|-----------|--|--|----|------------|--|
| Capacity in lbs. | 2200 | | 2200 | | 2200 | | 2200 | |
| Lifting height with wrap-over forks | h_3 | 36 | 65 | | 35 | | 63.75 | |
| Fork length | l | 42, 45 | | | 23.5/31.5/42/45/60* | | | |
| Overall height | h_1 | 52 | 53 | | 52 | | 53 | |
| Overall width | b_1 | 25, 28 | | | 6.5+ b_4 | | | |
| Fork span | b_5 | Wrap-over: 13.25-22 | | | Wrap-over: 13.25/31.5, chisel: 10.65/27, bar: 9/27 | | | |
| Length without forks | l_2 | 24 | 24.75 | | 24 | | 24.75 | |
| Overall length with 45 forks | l_1 | 71.85 | 72.25 | | 71.85 | | 72.25 | |
| Overall height | h_4 | 52 | 79.75 | | 52 | | 78.5 | |
| Lowered height, forks | h_{13} | 3.5 (fork span 22) 6 (fork span 13.25-21.75) | | | Wrap-over: 2.5, chisel: 1.75, bar: 2.5 | | | |
| Load centre | c | l/2 | | | | | | |
| Width between legs | b_4 | | | | 33.5-37, 37-44.25, 44.25-51.5, 49-56** | | | |
| Fork width | e | 6.5 | | | | | | |
| Run-in length | l_x | 43 with 45" forks | | | 42.5 with 45" forks | | | |
| Gangway (w/pallet: 47 x 31.5) | A_{st} | 86.5 - tests show that 67" are enough - depends on b_4 | | | | | | |
| Free lift | h_2 | | 13 | | | 13 | | |
| Turning angle of the wheels | 210° | | | | | | | |
| Motor | 0,7 kW 24 V speed control electronically variable | | | | | | | |
| Driving speed with/without load | Below 19.5" lift: 5.2/5.5 km/h, over 19.5" lift: 3/4 km/h | | | | | | | |
| Pump motor | 1,2 kW 24 V | | | | | | | |
| Lifting speed with/without load | 2.75"/4.75" per sec. | | | | | | | |
| Lowering speed with/without load | 4.75"/2.75" per sec. | | | | | | | |
| Weight in lbs (without battery) | 679 | | 799 | | 766 | | 887 | |

* Reduced capacity 1650 lbs.

** Width between straddle legs of more than 51.5": Max. capacity 1760 lbs. Fork length of 60" is not recommended.



For intensive use, we recommend SELF Maxi or SELFS Maxi.



Fully powered Logiflex SELF Maxi - makes work go smoothly

High flexibility and efficiency - the fully powered Logiflex Maxi can transport, handle and lift different goods.

The design puts focus on the safety and ergonomic working conditions of the user - Logiflex Maxi can be adjusted to the individual user, and the ergonomic correct handle ensures the user a relaxed hold.

No damage to surroundings, pallets and goods. Logiflex Maxi has an elegant design with rounded corners.

High quality is ensured through an extended test program and in cooperation with experts in Health and Safety.



Technical Specifications

The fully powered SELF Maxi has optimum driving qualities and maneuverability even in the most confined areas.

High performance with AC technology

- Easy setting of e.g. driving speed, acceleration and deceleration
- Long operating time per charge

Strong construction ensures a long operating life and low maintenance costs.



Possible to operate with the handle upright. Central location of all control buttons.



Adjustable forks are available as optional extra in many different lengths and types.



Available with Rotator and/or optional extras, e.g. crane arm, drum turner, remote control and level control.

| Product (measured in i inch) | | SELF MAXI | SELF MAXI | SELFMAXI | SELF MAXI | SELF MAXI | SELFMAXI | SELF MAXI | SELF MAXI | SELF MAXI | SELF MAXI | |
|---|--|-----------------|---|--------------|-----------|-----------|----------|----------------------------|-----------|-----------|-----------|------|
| Capacity in lbs. | | 2200/3000 | 2200/3000 | 2200/3000 | 2200/3000 | 2200 | 2200 | 2200* | 2200 | 2200* | 2200* | |
| Lifting height with wrap-over forks | | h ₃ | 36 | 47 | 55 | 63 | 75 | 80 | 96 | 96 | 112 | 130 |
| Fork length | | l | 23.5**, 31.5**, 45, 60*** | | | | | | | | | |
| Overall height | | h ₁ | 52 | 60 | 68 | 76 | 88 | 60 | 68 | 68 | 76 | 88 |
| Chassis span | | b | 18.15, 21.25, 26 | | | | | 21.25, 26 | | | | |
| Overall width | | b ₁ | 25 | | | | | | 35 | | | |
| Width between legs | | b ₄ | 9.30, 12.45, 17.20 | 12.45, 17.20 | | | | | | | | |
| Fork span | | b ₅ | 19****, 22, 27 | 22, 27 | | | | | | | | |
| Length without forks | | l ₂ | 23.85 | | | | | | | | | |
| Overall length with 45 forks | | l ₁ | 69 | | | | 69.5 | | | | | |
| Overall height | | h ₄ | Without telescopic mast | | | | 98 | 114 | 114 | 130 | 148 | |
| Lowered height, forks | | h ₁₃ | 3.5 | | | | | | | | | |
| Load centre | | c | l/2 | | | | | | | | | |
| Fork width | | e | 6.5 | | | | | | | | | |
| Run-in length | | l _x | 40.95 with 45 forks | | | | | | | | | |
| Gangway (w/pallet: 47 x 31.5) | | A _{st} | 86.5" - tests show that 67" are enough | | | | | | | | | |
| Free lift | | h ₂ | | | | | | 7.5 | | | | |
| Turning angle of the wheels | | | 210° | | | | | | | | | |
| Motor | | | 1,2 kW 24 V speed control electronically variable | | | | | | | | | |
| Driving speed with/without load | | | Below 19.5" lift: 5/6 km/h, over 19.5" lift: 3/4 km/h | | | | | | | | | |
| Pump motor | | | 1,2 kW 24 V | | | | | | | | | |
| Lifting speed with/without load | | | Cap. 2200 lbs.: 2.75" per sec./4.75" per sec., cap. 3000 lbs.: 1.5" per sec./2.75" per sec. | | | | | | | | | |
| Lowering speed with/without load | | | 4.75" per sec./2.75" per sec. | | | | | 4.75" per sec./3" per sec. | | | | |
| Weight lbs. (no battery): Cap. 2200/3000 lbs. | | | 772 | 815 | 829 | 838 | 855 | 950 | 966 | 981 | 1000 | 1032 |

* Load reduction at large lifting height.


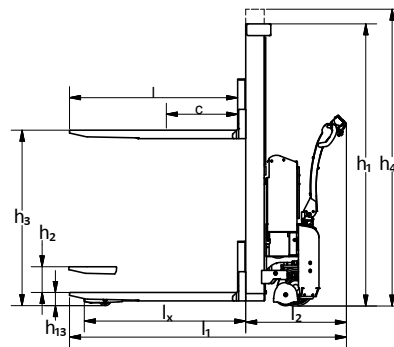
** Maximum lifting height 63" with 23.5" forks, maximum lifting height 96" with 31.5" forks.

*** Reduced capacity 1650 lbs. Not available for 3000 lbs. models.

**** Only for 2200 lbs. models.



Optimum safety through transparent and impact-resistant safety screen and reduced driving speed in raised position.



Fully powered straddle Logiflex Maxi - makes work easy

High flexibility and efficiency - a fully powered straddle Logiflex Maxi can transport, lift and handle different goods. All types of pallets - also closed pallets - can be handled.

Large range of optional extras ensures an optimum flexibility.

The design puts focus on the safety and ergonomic working conditions of the user - Logiflex Maxi can be adjusted to the individual user, and the ergonomic correct handle ensures the user a relaxed hold.

High quality is ensured through an extended test program and in cooperation with experts in Health and Safety.



Technical Specifications

Straddle legs make it possible to handle many different pallet types.

High performance with AC technology

- Easy setting of e.g. driving speed, acceleration and deceleration
- Long operating time per charge

Strong construction ensures a long operating life and low maintenance costs.



Available with Rotator and/or optional extras, e.g. drum turner, remote control and level control.



Possible to operate with the handle upright. Central location of all control buttons.



Adjustable forks are available in many different lengths and types.

| Product (measured in inch) | | SELS MAXI | SELS MAXI | SELS MAXI | SELS MAXI | SELS MAXI | SELS MAXI | SELS MAXI | SELS MAXI | SELS MAXI | |
|---|-----------------|---|------------|------------|------------|-----------|----------------------------|-----------|-----------|-----------|--|
| Capacity in lbs. | | 2200/3000* | 2200/3000* | 2200/3000* | 2200/3000* | 2200 | 2200 | 2200 | 2200 | 2200 | |
| Lifting height forks: wrap-over/chisel | h ₃ | 35/34 | 46/45 | 54/53 | 62/61 | 74/73 | 79/78 | 95/94 | 111/110 | 129/128 | |
| Fork length | l | 23.5**, 31.5**, 42, 45, 60*** | | | | | | | | | |
| Overall height | h ₁ | 52 | 60 | 68 | 76 | 88 | 60 | 68 | 76 | 88 | |
| Overall width | b ₁ | 6.5 + b ₄ | | | | | | | | | |
| Fork span min./max. | b ₅ | Wrap-over: 13.25/31.5, bar: 9/27, chisel: 9/27 | | | | | | | | | |
| Length without forks | l ₂ | 27,7 | | | | | | | | | |
| Overall length with 45° forks | l ₁ | 73 | | | | | 73.5 | | | | |
| Overall height | h ₄ | Without telescopic mast | | | | | 98 | 114 | 130 | 148 | |
| Lowered height, forks | h ₁₃ | Chisel: 1.5, bar: 2.5, wrap-over: 2.5 | | | | | | | | | |
| Load centre | c | l/2 | | | | | | | | | |
| Width between legs: Cap. 2200/3000 lbs. | b ₄ | 33.5 - 37, 37 - 44.25, 44.25 - 51.5, 49 - 56**** / 33.5 - 37, 37 - 44.25 | | | | | | | | | |
| Fork width | e | Chisel: 4, bar: 4, wrap-over: 6.5 | | | | | | | | | |
| Run-in length | l _x | 38,1 with 45 and 42 forks | | | | | | | | | |
| Gangway (pallet: 47" x 31.5") | A _{st} | 86.5" - tests show that 67" are enough - depends on width between straddle legs | | | | | | | | | |
| Free lift | h ₂ | | | | | | 7.5 | | | | |
| Turning angle of the wheels | | 210° | | | | | | | | | |
| Driving motor | | 1,2 kW 24 V speed control electronically variable | | | | | | | | | |
| Driving speed with/without load | | Below 19.5" lift: 5/6 km/h, over 19.5" lift: 3/4 km/h | | | | | | | | | |
| Pump motor | | 1,2 kW 24 V | | | | | | | | | |
| Lifting speed with/without load | | Cap. 2200 lbs.: 2.75" per sec./4.75" per sec., cap. 3000 lbs.: 1.5" per sec./2.75" per sec. | | | | | | | | | |
| Lowering speed with/without load | | 4.75"/2.75" per sec. | | | | | 4.75" per sec./3" per sec. | | | | |
| Weight lbs. (no battery) | | 904 | 946 | 961 | 970 | 987 | 1082 | 1098 | 1118 | 1149 | |

* 3300 lbs models are only available with chisel forks - fork length options 42" and 47".

** Maximum lifting height 62" with 23.5" forks, maximum lifting height 95" with 31.5" forks.

*** Reduced capacity 1650 lbs.

**** Width between straddle legs of more than 51.5":
Max. capacity 1760 lbs. Fork length of 60" is not recommended.



Optimum safety through transparent and impact-resistant safety screen and reduced driving speed in raised position.

